
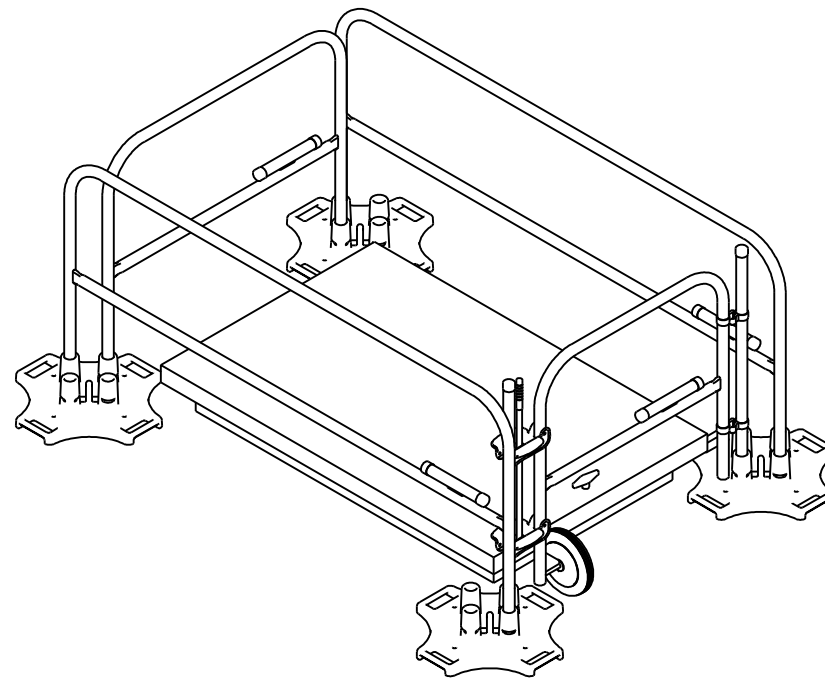
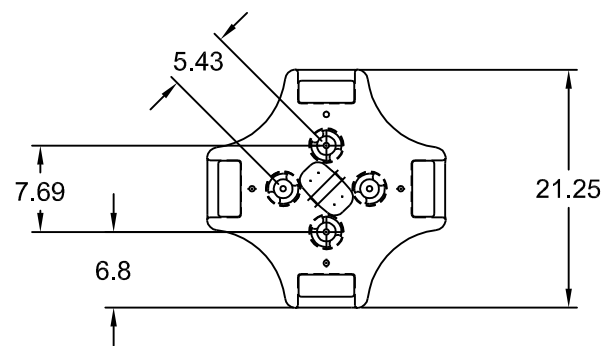


TOP VIEW



SIDE VIEW



BASE DETAIL

KIT WILL FIT THE FOLLOWING
STAIRWAY HATCHES:

36 X 60
42 X 72

BlueWater Mfg.

P.O.Box 203
7914 Kerber Blvd.
Chanhassen, MN 55317

Tel: 952-926-0515
Toll Free: 866-898-5237
Fax: 952-926-0518
info@bluewater-mfg.com
www.safetyrail2000.com

**Stairway Hatch
Safety Rail Kit**

Dwg No.
500049

Rev.
B

Sheet
1/1